



## SLIDING CUBE PUZZLE

The basic premise to solving this puzzle is the need to adjust pieces slightly in and out to release another piece. Here is how to take this puzzle apart...one piece at a time. Don't force the pieces, gently wiggle and giggle instead!

Step 1.




Slide one piece partially out as shown.

Step 2.




Slide one middle piece and 2 other corner pieces partially out as shown.

Step 3.




Slide middle piece further out and remove piece started in step 1.

Step 4.




Slide middle piece (that is next to the piece just removed) out slightly. Remove middle piece on side to the right.

Step 5.



Remove piece opposite first piece removed.

Step 6.



Slide single piece towards spot where first piece removed was and remove from opposite side as shown. Slide remaining two pieces out.

Reverse process to reassemble.